

NKS PRESET LIBRARY: ARTURIA ANALOG LAB PRO

For Komplete Kontrol / Maschine



freelancesoundlabs.com

30 March 2026

Intro

Welcome to the Arturia Analog Lab Pro NKS Library for the Native Instruments Komplete Kontrol / Maschine software and hardware. This updated library covers the Analog Lab Pro VST instrument which is not part of the NKS compatible instruments available from Arturia.

The library contains all Factory presets along with the freely available libraries for Analog Lab Pro plus over 4000 legacy presets that were available in previous Analog Lab 3 / 4 releases (over 17,000+ presets). All presets have the macro controls mapped and labelled and have been tagged using details from the Analog Lab library. Sound preview files for browsing and library artwork is also included.

Compatibility / Requirements

- Supports Software Komplete Kontrol 2.8+ / Maschine 2.16+
- Supports Maschine Controller (all versions)
- Supports All Komplete Kontrol Keyboards
- **Supports VST3**
- Supports PC / Mac
- [Arturia Analog Lab V/Pro Required](#)

This is NKS compatibility files only. This will not work without the actual VST/Library being installed

Download

A free version is available that contains a handful of presets for you to test with.

The full version is available for purchase with an immediate download.



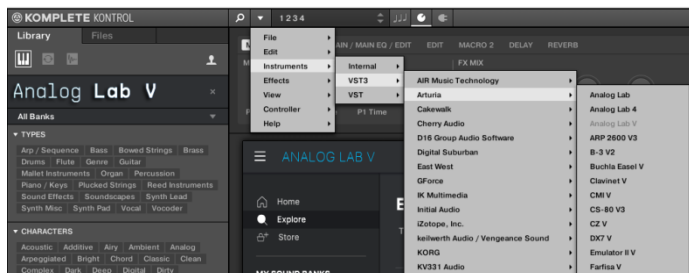
Installation

Upgrading From Previous Analog Lab Library Release?

If you are updating your existing AL5 library, you simply need to locate where you copied the Analog Lab V NKS presets (usually in the location specified in the below install instructions), delete this folder and replace with the included NKS library. There is also new artwork files included which you can simply follow the instructions below for the database / image file installation and choose to MERGE the folders (for mac users) and select to overwrite the existing files.

For users that also have the Pigments library add-on just be aware your pigments NKS folder may be in the same Analog Lab folder so you will need to make sure you do not delete this or, download and replace it with the latest version.

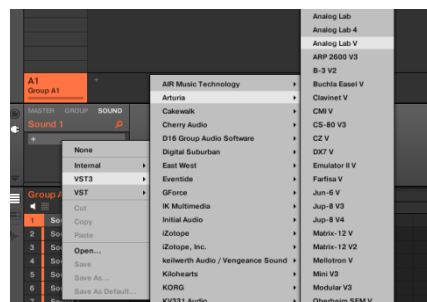
Install from Scratch



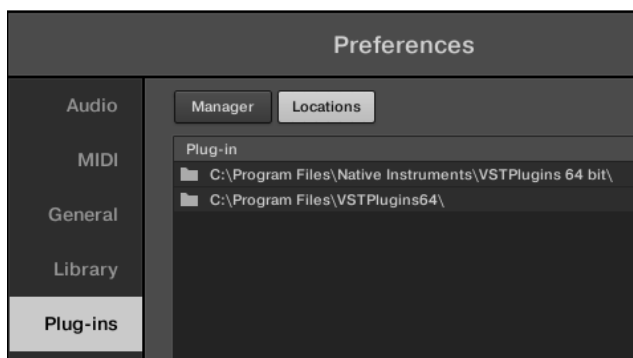
First ensure you have the VST3 plug-in installed and available to the software.

In Complete Control It should already appear in your File > Plug-ins menu.

In Maschine open the plug-in browser and check the VST is listed:



If the plug-in does not appear in these locations you need to check the VST is available at the location set within Preferences. Perform a rescan if any changes are made.



Once the plug-in is confirmed installed and working with the software, copy the preset and artwork (if included) to the following locations:

Database Files: Contains the browser images and database details for the Komplete browser. Place the "image" and "dist_database" folders in the following location (or copy the sub folders inside these folders if they exist):

Windows: C:\Users\Public\Public Documents\NI Resources

MAC: /Users/Shared/NI Resources

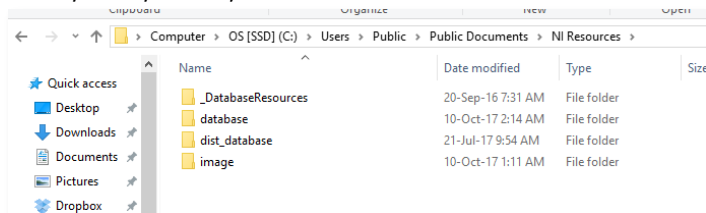
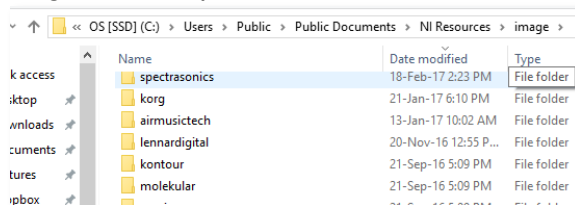
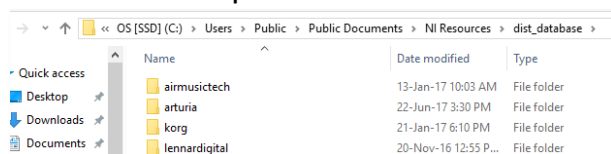


Image Folder Example:



Database Folder Example:



All User library database and image files will be held in these folders with a unique folder for each vendor/plugin-in.

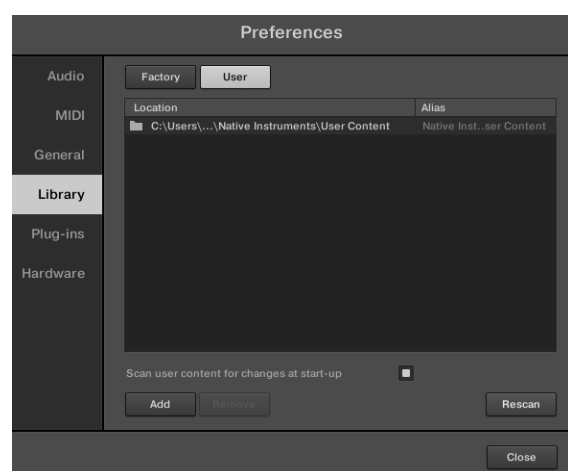
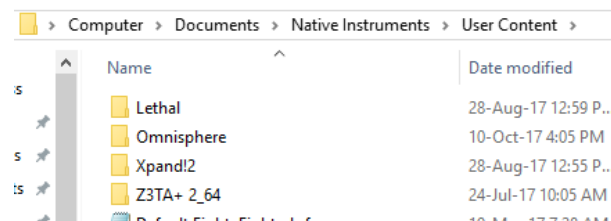
NOTE: Be sure to copy and MERGE both the "image" and "dist_database" folders to the NI Resources folder. For macOS users when asked please be sure to click MERGE Folders then select to update/replace any files. DO NOT choose to replace the folders, you need to merge these folders.

Preset Files: Contains the preset files that need to be added to your user library. Copy this folder to your user library location. By default the user library is located at:

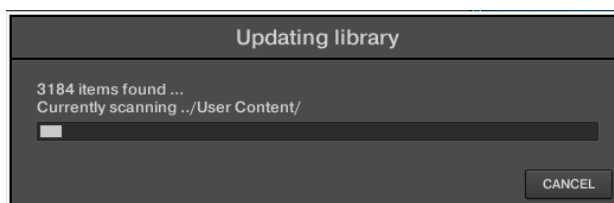
WIN: C:\Users\[USER]\Documents\Native Instruments\User Content

MAC: Users/[USER]/Documents/Native Instruments/User Content

You can confirm this location within the Komplete\Maschine software Preferences > Library > User Library



After the files have been copied, launch the Komplete Kontrol in STANDALONE mode to do a library update. If the software is not set to auto-scan on start-up, open Preferences > Library then select Rescan



If everything has worked correctly you should now see the plug-in listed in the browser with an assigned category, artwork for the plug-in and the installed presets will be listed in the browser. A new installed library will create a new Bank entry. Be sure

you are looking in the **User Library**  as User created NKS files do not appear in the factory library.


If artwork is not displayed or the categories are not created there may be differences in how your VST plug-in is labelled compared to the database files. For all issues please visit the [Forum Thread](#)

Installation Video:

<https://www.youtube.com/watch?v=d1XnEDdMu0s>

The Preset Browser



Presets are accessed by selecting the User library icon at the top of the browser .

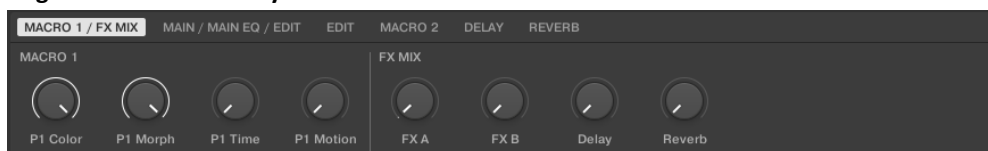
Selecting a preset from the list will open the plug-in and automatically load the preset. You can then use the mapped controls to start tweaking the sounds. Banks allow browsing of factory/expansion content by model

NOTE: You may notice that the NKS library shows more presets for some synth models than Analog Lab does, sometimes many hundreds more presets. This is because the Analog Lab NKS library has been maintained through numerous upgrades and changes to Analog Lab over the years and through these changes, Arturia decided to remove many presets however we have maintained these as extras so you will often find many more useful sounds than you get with Analog Lab itself, approx 4000+ additional presets will be found in the NKS library.

Controller Mappings

There is a controller map for single-part and multi-part presets that covers the main controls, part macro/edit controls and the delay/reverb effects. Multi-Part control template covers all the same controls but also adds in the “Part 2” edit controls.

Single Part Controller Layout



Multi-Part Controller Layout



FAQ?

Keep up to date with the latest NKS Library releases, updates and improvements

[Subscribe to our Monthly newsletter](#)

Follow our [Facebook Page](#) for all instant updates when they are released

Can these presets be added to the Factory Library?

Yes they can. There are a couple of files that need to be created which are specific to your install locations. There are instructions on how to do this [Here](#)

Which Native Instruments Keyboard/Maschine hardware does this work with?

The NKS libraries will work with ALL Komplete Keyboard and Maschine Hardware

I'm not hearing any sound previews?

Check your preview volume is up in the Factory library and check you have a .preview folder with sound files in it. Some presets may have missing files so please report any issues with presets stating the preset name and the instrument/library.

I've noticed some issues

If you find any issues with incorrectly saved presets, sound preview issues, incorrect tagging etc please let us know the details and we will try and fix this up as quickly as possible.

I'm having some installation\usability issues!!!!!!!!!!

If you are having issues with installing and using the preset library, check out the [Forum Thread](#) to ask other users who may have some solutions. Also, check above for installation videos. Feel free to contact us if you still have issues.

Images are not displaying for the libraries?

This is normally down to the installation of the database/image folders not being correct. In some cases the plugin name could be different. If you cannot resolve your issue feel free to contact us (links below).

Can I get other VSTs or preset library's created as NKS?

I can only create presets for instruments I own or have a copy of. I am always on the lookout for new VST instruments at good prices so may do more down the track. If you are able to offer me a legal copy of a VST or can transfer me the library I can have a look if it is possible to make NKS compatible. If you are a plugin developere it may also be possible to add NKS compatibility for official factory inclusion. Feel free to contact me.

Contact \ Links

Website: freelancesoundlabs.com

Email: admin@freelancesoundlabs.com

Forum Page: [Freelance Soundlabs 3rd Party NKS Libraries for Komplete Kontrol / Maschine](#)

Facebook Page: <https://www.facebook.com/freelancesoundlabs/>

Youtube: <https://www.youtube.com/user/jestermgee>

Disclaimer / Legal

All product and company names are trademarks™ or registered® trademarks of their respective holders. We do not imply any affiliation or association with any of the companies and reference is in "fair use" terms. "Komplete Kontrol" and "Maschine" are trademarks or registered trademarks of Native Instruments®. VST is a registered trademark of Steinberg. Some trademark references may appear in this document belonging to others with no association with Freelance Soundlabs, including references which may not display the ® symbol. All references to other trademarks belonging to third parties that appear in this document shall be understood to refer to those registered trademark owned by others.

NKS libraries are created with no affiliation to Native Instruments. I am not paid, or even supported by Native Instruments. Downloading and usage of this library is at the users own risk. Payments are non refundable for change of mind, wrong download or not working. Be sure to download the demo version of a product before purchase to test it works or ask questions first if unsure. In the event it is a genuine problem or mistake, we may offer partial/full refund on a case-by-case basis. While we will try and offer as much support to get you going, there is no guarentee we can offer support required in all cases. There is no guarentee all libraries will work with all future versions of plugins or OS updates and if a major update of a library is needed there may be a small upgrade cost associated for the updated version if you require it.

Users are not authorised to share or distribute the files with anyone else without the consent of Freelance SoundLabs. We do regular checks and embedded fingerprints in downloads may mean if a library is discovered being distributed without consent, the associated account will be terminated. A lot of work and cost goes into managing this project and wiithout user support it will not be possible to continue. Please do the right thing and support the work to help keep it affordable and ongoing for everyone.

NKS Presets: Arturia Analog Lab
Changelog

v3.0.2 (31 Mar 2026)

- Updated library for Analog Lab Pro
- Updated some positions on control template to reflect removed parameters from Analog Lab
- Updated library artwork (merge included image folder with existing NI image folder and replace files)
- Added over 5000 new presets:

NEW LIBRARIES

Acid
Augmented BRASS
Augmented GRAND PIANO
Augmented MALLETS
Augmented STRINGS
Augmented VOICES
Augmented WOODWINDS
Augmented YANGTZE
CP-70
DX7
Farfisa
Jup-8000
MiniBrute
MiniFreak
Pure Lo-Fi
Synthx

NEW FREE EXPANSIONS

MiniBrute Funk
Synthetic Trap
Vintouch Vol 1
JSPA
Past To The Future

UPDATED LIBRARIES

B-3
Buchla Easel
CMI
CS-80
CZ
Emulator II
Jun-6
Korg MS-20
Matrix-12
Mellotron
Mini
Modular
OP-XA
Piano
Prophet-5
Prophet-VS
SEM
SQ80
Solina
Synthi
Synclavier
VOX Continental

Wurli

v3.0.1 (23 Jan 2024)

- Fixed over 1000 preview samples that were silent or corrupt
- Removed incorrect character tag "Plucks"

v3.0.0 (4 Feb 2023)

- Updated Analog Lab V NKS presets for VST3
- Added additional expansion banks: A.Proksa's Signature, Genesis Tribute, PatchWorks, Synthpedia
- Added additional NKS presets for Pigments Library for update 3.5 + 4.0 releases

v2.6.0 (7 July 2022)

- Unified/Updated tagging over all NKS libraries and set library base version to 2.6.0

2.5.9 (25 Apr 2022)

- Updated library with over 2000+ missing presets for AL5 updates
- Fixed multi/split presets not all having the same preset map for dual layer instruments
- Fixed Missing "Multi" character tag for some multi patches

2.5.8 (8 Jun 2021)

- Updated all presets to reflect changes made to Analog Lab V macro controls
- Updated NKS mappings

2.5.7 (6 Feb 2021)

- Fixed missing bank tagging for Vocoder factory bank

2.5.6 (24 Jan 2021)

- Updated control map to move macro controls to page 1

2.5.5 (13 Jan 2021)

- Newly overhauled library for Analog Lab V
- Separate library since ALV changes the PID
- Re-encoded all NKS files for AL5
- Updated all tagging from AL5 library
- Regenerated new previews
- New control template for single part and multi part presets

2.5.4 (11 Oct 2019)

- Added new free banks: M.Houle's Signature, Percussive Drive

2.5.3 (09 May 2019)

- Fixed missing tag details on Factory Synth > Solina
- Fixed missing sound previews
- Fixed database files where Analog Lab appeared under "Other" category

2.5.2 (19 April 2019)

- Updated library for Analog Lab 4, Replaces Analog Lab 3 library
- Added new presets available in AL4 and additional free download expansions available on the Arturia store
- Changed library browser logo image to a better quality one
- Re-rendered sound previews to address glitch issue at end of file and also reduce size of library.
- Arp / Sequence sounds are now 2 bars long instead of 1

- Cleaned up and improved some tagging.
- Some library paths have changed to group some plugins by developer in the user folder.

v2.5.0 (11-Mar-19)

- Updated NKS tagging to NKS 1.5

v2.2.0 (10-Jun-18)

- Created documentation
- Created artwork
- Generated sound files
- Tagged preset files
- Created preset files
- Initial Version